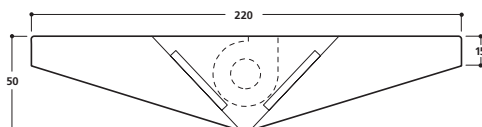
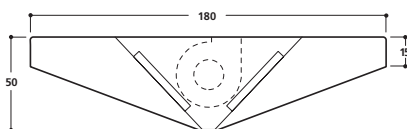
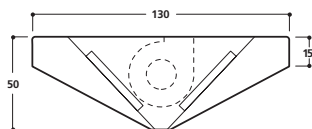
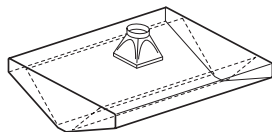
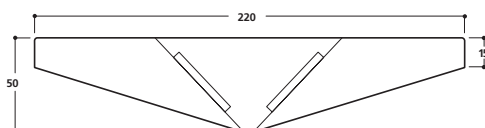
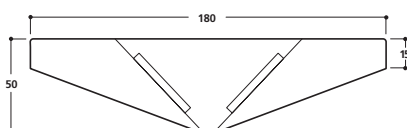
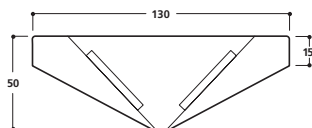
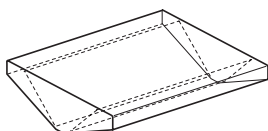


CON ELETTROASPIRATORE
WITH ELECTRIC EXTRACTOR
MIT ELEKTROANSAUGER
AVEC ELECTROASPIRATEUR



SENZA ELETTROASPIRATORE
WITHOUT ELECTRIC EXTRACTOR
OHNE ELEKTROANSAUGER
SANS ELECTROASPIRATEUR



Modello Modell Modèle	Dimensioni Dimensions Maße Dimensions cm	Portata Capacity Leistung Débit m³/h	Potenza Power Leistung Puissance W	Peso Weight Gewicht Poids kg	OPTIONAL			
					ZL 18	ZL 36	VV 01	PL
SCA 14/13	140x130x50h	2250	420	64	2		1	
SCA 18/13	180x130x50h	2400	420	72		2	1	
SCA 22/13	220x130x50h	2550	420	86		2	1	
SCA 26/13*	260x130x50h	4800	2x420	110	2	2	2	160
SCA 30/13*	300x130x50h	5100	2x420	120		4	2	180
SCA 18/18	180x180x50h	4250	420	87		2	1	
SCA 22/18*	220x180x50h	4500	2x420	118		2	2	140
SCA 26/18*	260x180x50h	4800	2x420	133	2	2	2	160
SCA 30/18*	300x180x50h	5100	2x420	144		4	2	180
SCA 18/22*	180x220x50h	4200	2x420	111		2	2	120
SCA 22/22*	220x220x50h	4500	2x420	124		2	2	140
SCA 26/22*	260x220x50h	4800	2x420	139	2	2	2	160
SCA 30/22*	300x220x50h	5100	2x420	152		4	2	180

Modello Modell Modèle	Dimensioni Dimensions Maße Dimensions cm	Portata Capacity Leistung Débit m³/h	Peso Weight Gewicht Poids kg	OPTIONAL			
				ZL 18	ZL 36	VV 01	PL
SC 14/13	140x130x50h	2350	50		2		
SC 18/13	180x130x50h	3100	60			2	
SC 22/13	220x130x50h	3750	71			2	
SC 26/13	260x130x50h	4450	81		2	2	160
SC 30/13	300x130x50h	5150	92			4	180
SC 32/13#	320x130x50h	5500	105		2	2	210
SC 36/13#	360x130x50h	6200	116			4	220
SC 40/13#	400x130x50h	6900	127			4	240
SC 18/18	180x180x50h	5450	76			2	
SC 22/18	220x180x50h	6700	88			2	140
SC 26/18	260x180x50h	8000	99		2	2	160
SC 30/18	300x180x50h	9250	113			4	180
SC 32/18	320x180x50h	9850	134			4	210
SC 36/18#	360x180x50h	11100	146			4	220
SC 40/18#	400x180x50h	12350	160			4	300
SC 18/22	180x220x50h	5450	81			2	120
SC 22/22	220x220x50h	6700	94			2	140
SC 26/22	260x220x50h	8000	106		2	2	160
SC 30/22	300x220x50h	9250	121			4	180
SC 32/22	320x220x50h	9850	143			4	210
SC 36/22#	360x220x50h	11100	155			4	310
SC 40/22#	400x220x50h	12350	170			4	340

* Dotate di due elettroaspiratori.

Fornite in due pezzi assemblabili.

* Fitted with two electric extractors.

Supplied in two pieces to be assembled.

* Ausgerüstet mit zwei Elektroan-saugern.

Lieferbar in zwei zusammenbaubaren Einzelteilen.

* Dotées de deux électroaspirateurs.

Fournies en deux pièces assemblées.